


7. Creating Your Catalogue

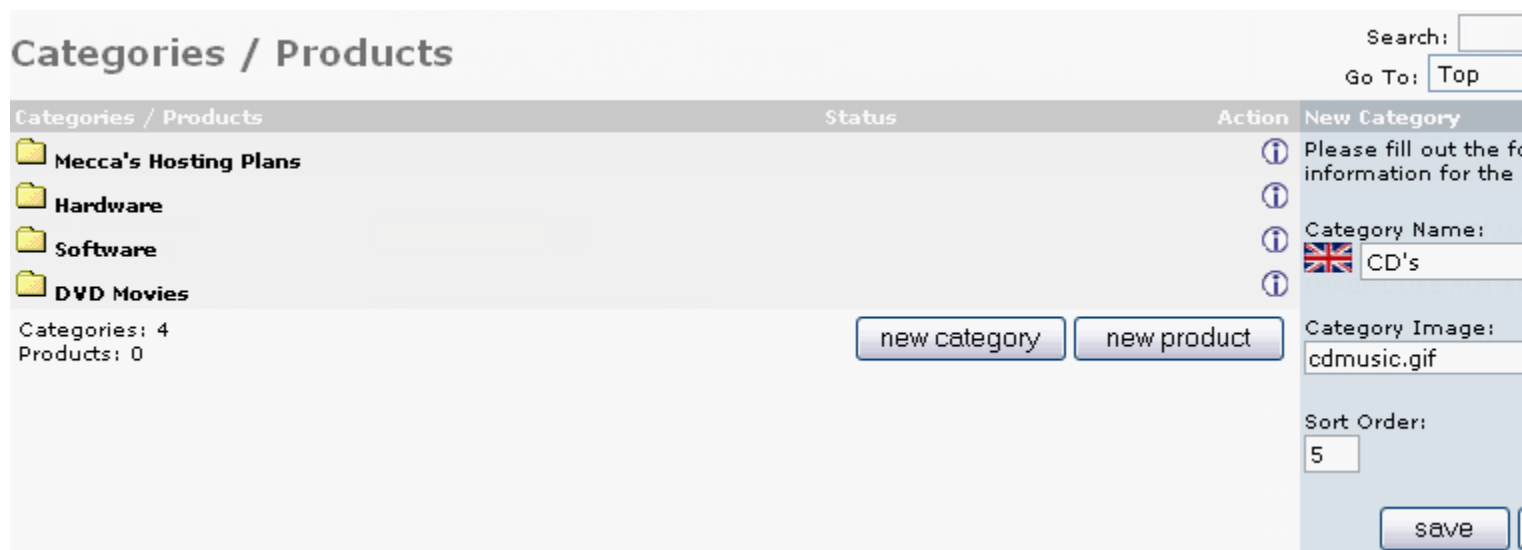
7.1 Categories/ Products

It is without a doubt, a beneficial factor in providing an eCommerce store that is user friendly and straight forward to consumers. A good navigation is essential, therefore the less clicks the better. Therefore it's best to have your catalogue organized into different categories.

Categories define how all the products on your site are organized. You should choose a hierarchical structure for your store that will make sense to your customers therefore making it easy to locate your items.



- To create a category, simply click on "new category".
- Fill in the required information and click "save".


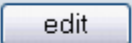












- Within categories, you can create subcategories, simply double click on the category and click on new category.

Manufacturers

- Before creating product profiles, if you would like to indicate the manufacturers of your products, you must create manufacturer names. To do so, click under **Manufacturers**.

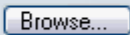
Manufacturers


Manufacturers	Action	Fox
Canon		
Fox		
GT Interactive		Date Added: 06/19/
Hewlett Packard		
Logitech		
Matrox		
Mecca Internet Solutions		Products: 5
Microsoft		
Sierra		
Warner		
Displaying 1 to 10 (of 10 manufacturers)		Page 1 of 1
		


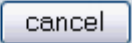
- To create new Manufacturers, simply click "insert".

New Manufacturer
Please fill out the following information for the new manufacturer

Manufacturers Name:

Manufacturers Image:
 

Manufacturers URL:





 

- Fill in the new information and click "save".

Creating Product Profiles



- Once you've organized your catalog into categories and/or subcategories and created Manufacturers' names, you can create product profiles.
- Select the category your product belongs to by double clicking it. (ex. DVD Movies)

Categories / Products

Categories / Products	Status	Action
 Mecca's Hosting Plans		
 Hardware		
 Software		
 DVD Movies		
Categories: 4 Products: 0	<input type="button" value="new category"/>	<input type="button" value="new product"/>

- If there are subcategories, select the one your product belongs in. (ex. Cartoons)

Categories / Products

Categories / Products	Status	Action
 Action		
 Cartoons		
 Comedy		
 Drama		
 Science Fiction		
 Thriller		
Categories: 6 Products: 0	<input type="button" value="back"/>	<input type="button" value="new category"/> <input type="button" value="new product"/>

- If there are further categories, click until you've reached the end.

Categories / Products

Categories / Products	Status	Action
 Beauty and the Beast	 	
Categories: 0 Products: 1	<input type="button" value="back"/>	<input type="button" value="new category"/> <input type="button" value="new product"/>








- Click on "new product" and you will be brought to the following page:

Product Status:	Simply means if you have it in stock now or not.
Date Available:	If the product is not released yet, indicate the date of when it will be. If it is released already, leave it empty.
Product Manufacturer:	The manufacturer of the product.
Product Name:	The name of the product.
Product Description:	Describe the product.
Product Quantity:	The amount of product you have in stock.
Product Model:	The model of the product.
Product Image:	It's best to have an image of the product so customers know what it looks like.

Product URL:	Best to provide a link of the product so customers could find more information regarding the product.
Product Price:	The price at which you are selling the product.
Tax Class:	The tax class for all products being sold is "All Taxable Goods".
Product Weight:	Indicate the weight of the product in its correct units.

Make sure that the information you provide is comprehensive. Provide pictures and brief descriptions to help customers understand what is being presented.

New Product in "Cartoons > DVD Movies"

Products Status:	<input checked="" type="radio"/> In Stock <input type="radio"/> Out of Stock
Date Available: (YYYY-MM-DD)	<input type="text"/> 
Products Manufacturer:	<input type="text" value="Pixar"/> 
Products Name:	 <input type="text" value="A Bug's Life"/>
Products Description:	 <div>Regional Code: 2 (Japan, Europe, Middle East, South Africa).
 Languages: English, Deutsch.
 Subtitles: English, Deutsch, Spanish.
 Audio: Dolby Digital 5.1 / Dobly Surround Stereo.
 Picture Format: 16:9 Wide-Screen.
 Length: (approx) 91 minutes.
 Other: Interactive Menus, Chapter Selection, Subtitles (more languages).</div> 
Products Quantity:	<input type="text" value="15"/>
Products Model:	<input type="text" value="DVD-ABUG"/>
Products Image:	<input type="text" value="dvd/a_bugs_life.gif"/> <input type="button" value="Browse..."/>
Products URL: (without http://)	 <input type="text" value="http://www.pixar.com/"/>
Products Price:	<input type="text" value="35.9900"/>
Tax Class:	<input type="text" value="All Taxable Goods"/> 
Products Weight:	<input type="text" value="7.00"/>

cancel

- A Bug's Life

This product was added to our catalog on Friday 11 July, 2003.

up

- ## Categories / Products

Go To: [Carto](#)

Categories / Products

A Bug's Life

Categories: 0

Products: 1

Status

Action

edit

delete

copy


back

new category

new product

Date Added: 07/11,

Last Modified: 07/2



dvd/a_bugs_life.gif

Price: \$35.99CAD

Quantity: 15

Average Rating: 0.0

7.2 Product Attributes

If you are selling a product that comes in different sizes, colours, or versions, etc. you could indicate it under Product Attributes.

For example, you own an online store that sells electronic devices such as CD players. You are selling the newest model of a Sony Discman that comes in silver, metallic blue, and black. Creating a product attribute allows your customers (when buying the Sony Discman) to choose from a pull-down box the colour of Discman they wish to buy before adding it to their shopping cart.

If a certain colour, size, version, etc. costs different (more/less) than the original value, you could indicate it here as well.

Creating Product Attributes

Product Options

- Under product options is where you input the name of the product that comes in different varieties (in this case, Sony Discman D-E360), click **insert**.

Product Options		Option ID
1		
ID	Option Name	Action
1	Color	<input type="button" value="edit"/> <input type="button" value="delete"/>
2	Size	<input type="button" value="edit"/> <input type="button" value="delete"/>
3	Model	<input type="button" value="edit"/> <input type="button" value="delete"/>
4	Memory	<input type="button" value="edit"/> <input type="button" value="delete"/>
5	Version	<input type="button" value="edit"/> <input type="button" value="delete"/>
6	Windows2000 Edition	<input type="button" value="edit"/> <input type="button" value="delete"/>
7	en: <input type="text" value="Sony Discman D-E360"/>	<input type="button" value="insert"/>

Option Values

- This is where you indicate the different versions, colours, size, etc.
- In the pull down box, find your product. (In our case, the Sony Discman D-E360)
- In the second box, type in the description (in our case, silver)
- Finally click **insert**.
- Continue to do the above steps until you're done indicating the different versions.

Option Values

1 | 2 | >>

ID	Option Name	Option Value	Action	
1	Memory	4 mb	<input type="button" value="edit"/>	<input type="button" value="delete"/>
2	Memory	8 mb	<input type="button" value="edit"/>	<input type="button" value="delete"/>
3	Memory	16 mb	<input type="button" value="edit"/>	<input type="button" value="delete"/>
4	Memory	32 mb	<input type="button" value="edit"/>	<input type="button" value="delete"/>
5	Model	Value	<input type="button" value="edit"/>	<input type="button" value="delete"/>
6	Model	Premium	<input type="button" value="edit"/>	<input type="button" value="delete"/>
7	Model	Deluxe	<input type="button" value="edit"/>	<input type="button" value="delete"/>
8	Model	PS/2	<input type="button" value="edit"/>	<input type="button" value="delete"/>
9	Model	USB	<input type="button" value="edit"/>	<input type="button" value="delete"/>
10	Version	Download: Windows - English	<input type="button" value="edit"/>	<input type="button" value="delete"/>
16	Sony Discman D-E360	en: Silver	<input type="button" value="insert"/>	

Product Attributes

- If you are selling the different versions at different prices, this is where you indicate it.
- Let's say the Sony Discman D-E360 is \$149.99, but you want to sell the metallic blue one \$5 more, then in the value price field, type in 5.00 and click insert. If however the metallic blue Discman is 5.00 cheaper, under prefix, type (-) instead.
- If the remaining versions are sold at \$149.99, then in the "value price" field, type in 0.000.

Products Attributes

1 | 2 | >>

ID	Product Name	Option Name	Option Value	Value Price	Prefix	
2	Matrox G200 MMS	Memory	8 mb	50.0000	+	EO
5	Matrox G200 MMS	Model	Premium	100.0000	+	EO
3	Matrox G200 MMS	Memory	16 mb	70.0000	+	EO
1	Matrox G200 MMS	Memory	4 mb	0.0000	+	EO
4	Matrox G200 MMS	Model	Value	0.0000	+	EO
8	Matrox G400 32MB	Model	Premium	0.0000	+	EO
6	Matrox G400 32MB	Memory	16 mb	10.0000	-	EO
9	Matrox G400 32MB	Model	Deluxe	120.0000	+	EO
7	Matrox G400 32MB	Memory	32 mb	0.0000	+	EO
10	Microsoft IntelliMouse Explorer	Model	PS/2	0.0000	+	EO
34	<input type="text" value="Sony Discman"/>	<input type="text" value="Sony Discman D-E360"/>	<input type="text" value="Metalic Blue"/>	<input type="text" value="5.00"/>	<input type="text" value="+"/>	
Downloadable products: Filename: <input type="text"/> Expiry days: <input type="text" value="7"/> Maximum download count: <input type="text" value="5"/>						

Products Attributes

1 | 2 | >>

ID	Product Name	Option Name	Option Value	Value Price	Prefix	
2	Matrox G200 MMS	Memory	8 mb	50.0000	+	EC
5	Matrox G200 MMS	Model	Premium	100.0000	+	EC
3	Matrox G200 MMS	Memory	16 mb	70.0000	+	EC
1	Matrox G200 MMS	Memory	4 mb	0.0000	+	EC
4	Matrox G200 MMS	Model	Value	0.0000	+	EC
8	Matrox G400 32MB	Model	Premium	0.0000	+	EC
6	Matrox G400 32MB	Memory	16 mb	10.0000	-	EC
9	Matrox G400 32MB	Model	Deluxe	120.0000	+	EC
7	Matrox G400 32MB	Memory	32 mb	0.0000	+	EC
10	Microsoft IntelliMouse Explorer	Model	PS/2	0.0000	+	EC
34	<input type="text" value="Sony Discman"/>	<input type="text" value="Sony Discman D-E360"/>	<input type="text" value="Silver"/>	<input type="text" value="0.00"/>	<input type="text" value="+"/>	
Downloadable products: Filename: <input type="text"/> Expiry days: <input type="text" value="7"/> Maximum download count: <input type="text" value="5"/>						

7.4 Reviews

- Under Reviews, you are able to view what customers/visitors have rated/commented on the product.
- If you wish to edit the reviews, you may do so, simply click on the review you wish to edit and click on the "edit" icon.








Reviews


Products	Rating	Date Added	Action	There's Something About Mary
 There's Something About Mary Displaying 1 to 1 (of 1 product reviews)	★★★★★	06/19/2003	<input type="button" value="edit"/> <input type="button" value="delete"/>	Date Added: 06/19/2003 Last Modified:  Author: John doe Rating: ★★★★★ Read: 6 Size: 60 bytes Average Rating: 100.00%

7.5 Specials

If you're offering a discount on selected items, **Specials** is where you need to go.

Specials

Products	Products Price	Status	Action	Blade Runner - Di
Blade Runner - Director's Cut	\$35.99CAD \$30.00CAD	 		
Courage Under Fire	\$38.99CAD \$29.99CAD	 		
Microsoft IntelliMouse Pro	\$49.99CAD \$39.99CAD	 		Date Added: 06/19
Sony Discman	\$149.99CAD \$104.99CAD	 		Last Modified:
The Matrix	\$39.99CAD \$30.00CAD	 		
Displaying 1 to 5 (of 5 products on special)				
Page 1 of 1				
				



Original Price: \$35.99
New Price: \$30.00
Percentage: 17%


Expires At:
Status Change:

- Click on **new product**, and you will be brought to the following page:

Specials

Product:

Special Price:

Expiry Date: 

Specials Notes:

- You can enter a percentage to deduct in the Specials Price field, for example: **20%**
- If you enter a new price, the decimal separator must be a '.' (decimal-point), example: **49.99**
- Leave the expiry date empty for no expiration

- Select the product you wish to be discounted, fill in the special price and click insert.

7.6 Featured Products

- A list of featured products your store is showcasing

Featured Products

Products	Status	Action
All-in-One	 	
Displaying 1 to 1 (of 1 featured products)		Page 1 of 1 new product

7.7 Products Expected

- A list of upcoming products your store will be selling.
- Depending on what you've indicated in the "**Date Available**" of your product, a products expected list will generate by itself.

Products Expected

Products	Date Expected	Action	Disciples: Sacred L
Disciples: Sacred Lands	08/13/2003		
Displaying 1 to 1 (of 1 products expected)		Page 1 of 1	Date Expected: 08/